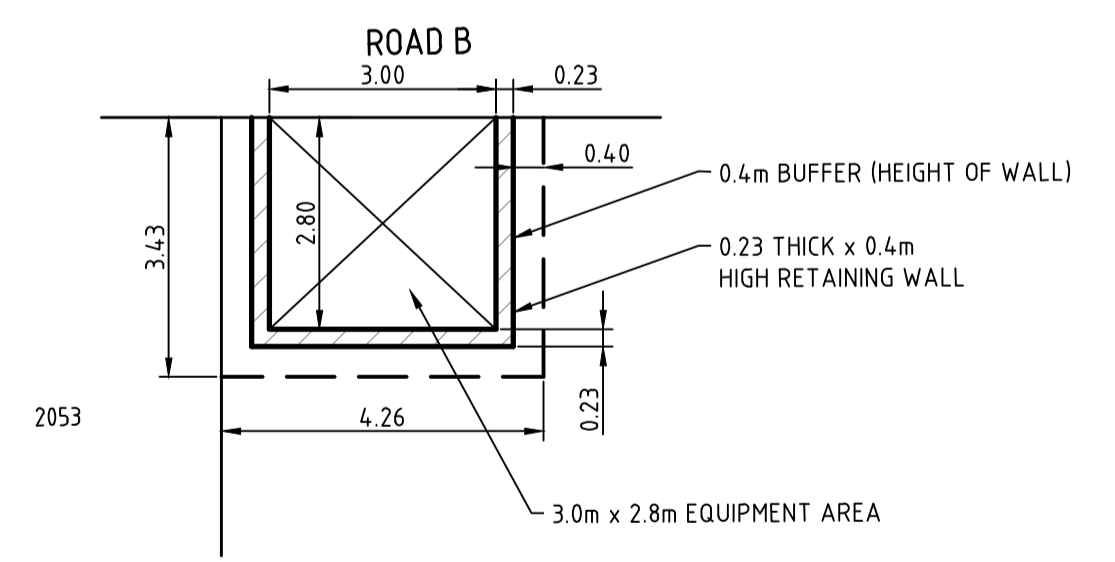


LEGEND

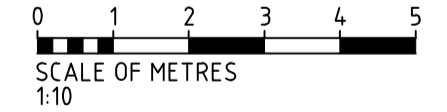
- PROPOSED**
- LIMIT OF WORKS BOUNDARY
 - ZERO LOT LINE
 - STORMWATER DRAIN
 - SIDE ENTRY PIT
 - JUNCTION BOX
 - GRATED INLET PIT
 - REAR OF LOT DRAINAGE CONNECTION
 - FRONT OF LOT UNDERGROUND DRAINAGE CONNECTION
 - ROOF WATER KERB INSERT
 - DRIVEWAY LOCATION
 - SEWER MAIN
 - SEWER STRUCTURES
 - SEWER CONNECTION
 - POTABLE WATER MAIN
 - POTABLE WATER CONNECTION
 - IRRIGATION CONDUIT 100Ø uPVC
 - TEMPORARY SWALE
 - 100Ø PVC PIPE
 - INSPECTION POINT
 - IRRIGATION CONDUIT
 - IRRIGATION UNDER FOOTPATH
 - TREE PIT
 - LIGHT POLE
 - ROOF WATER KERB INSERT
 - DRIVEWAY LOCATION
 - ELECTRICAL CONNECTION POINT (SERVICE PILLAR)
 - ELECTRICAL CONNECTION (LEAD IN ONLY)
 - ELECTRICAL TRANSFORMER
- EXISTING**
- TELSTRA
 - SEWER PUMPING MAIN
 - STORMWATER DRAIN
 - WATER MAIN
 - SEWER MAIN
 - POTABLE WATER CONNECTION
 - ELECTRICAL CONNECTION POINT
 - LIGHT POLE
 - ROOF WATER KERB INSERT
 - DRIVEWAY LOCATION
- FUTURE**
- FUTURE REAR OF LOT DRAINAGE CONNECTION
 - FUTURE REAR OF LOT SEWER CONNECTION
 - FUTURE WATER
 - FUTURE JUNCTION BOX

NOTES

- THE SERVICES INFORMATION INDICATED ON THIS DRAWING IS BASED ON FIELD OBSERVATIONS AND DETAILS PROVIDED BY SERVICE AUTHORITIES. GREENHILL ENGINEERS DOES NOT GUARANTEE THAT THE DETAIL OR EXTENT OF SERVICES INFORMATION SHOWN IS ACCURATE OR COMPLETE. THE CONTRACTOR SHALL CONFIRM LOCATION AND DEPTH OF ALL EXISTING SERVICES PRIOR TO COMMENCEMENT OF CONSTRUCTION. LANSER COMMUNITIES, GREENHILL ENGINEERS PTY LTD, CONSULTANTS, SERVANTS OR AGENTS SHALL NOT BE LIABLE FOR ANY LOSS OR DAMAGE CAUSED OR OCCASIONED BY THE USE OF THIS SERVICES INFORMATION.
- THE CONTRACTOR SHALL CONFIRM THE LOCATION OF ALL EXISTING SERVICES PRIOR TO COMMENCEMENT OF CONSTRUCTION. THE CONTRACTOR SHALL MAKE ARRANGEMENTS WITH THE RELEVANT AUTHORITIES TO RELOCATE SERVICES AS NECESSARY TO RESOLVE CLASHES IN CONSULTATION WITH THE SUPERINTENDENT. ANY REPAIRS TO DAMAGED SERVICES WILL BE COMPLETED AT THE CONTRACTOR'S COST.
- SERVICES SHOWN ON THESE SHEETS ARE FOR COORDINATION PURPOSES ONLY. FOR DETAILS OF EACH SERVICE REFER TO THE APPROVAL DRAWINGS FOR THAT SERVICE:
 STORMWATER DRGS: 16-1361-015-016
 SEWER DRGS: 16-1361-SE01 - SE03
 WATER DRGS: 17-3014-31 - 32
 ELECTRICAL DRGS: 500010142

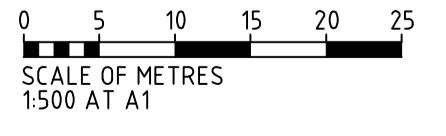


TRANSFORMER RETAINING WALL DETAIL LOT 2054



FOR CONSTRUCTION


REVISION	DATE	DESCRIPTION	DESIGN	DRAWN	APPROVED
0	05.02.17	ISSUED FOR CONSTRUCTION	KDA	KDA	AF
E	15.01.18	ISSUED FOR APPROVAL	NBM	NBM	
D	08.11.17	ISSUED FOR TENDER	NBM	KDA	
C	29.09.17	RE-ISSUED FOR APPROVAL	NBM	NBM	
B	03.07.17	ISSUED FOR APPROVAL	NBM	NBM	
A	30.03.17	FIRST CUT	NBM	NBM	



DESIGN	NBM	DESIGN CHECK	BJC
DRAWN	NBM	DRAFTING CHECK	BJC
APPROVED		DATE	
CAD FILE: 16-1491-017			
A1	THIS DRAWING REMAINS THE PROPERTY OF GREENHILL ENGINEERS PTY LTD AND MAY NOT BE COPIED IN ANY WAY WITHOUT PRIOR APPROVAL FROM THIS COMPANY. © GREENHILL ENGINEERS PTY LTD		

GREENHILL

Level 1, 64 Hindmarsh Square
Adelaide SA 5000
T: 08 8406 1300
F: 08 8215 0018



LANSER COMMUNITIES
BLEFARI STAGE 2
MOUNT BARKER

SERVICES LAYOUT PLAN

DRAWING NUMBER	REVISION
16-1491-017	0