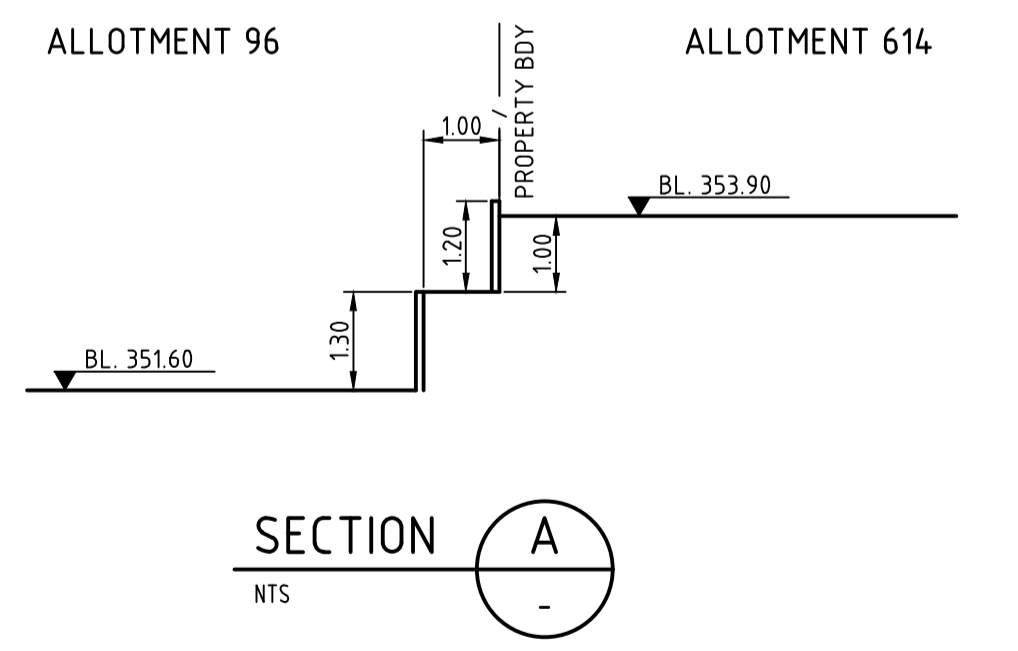
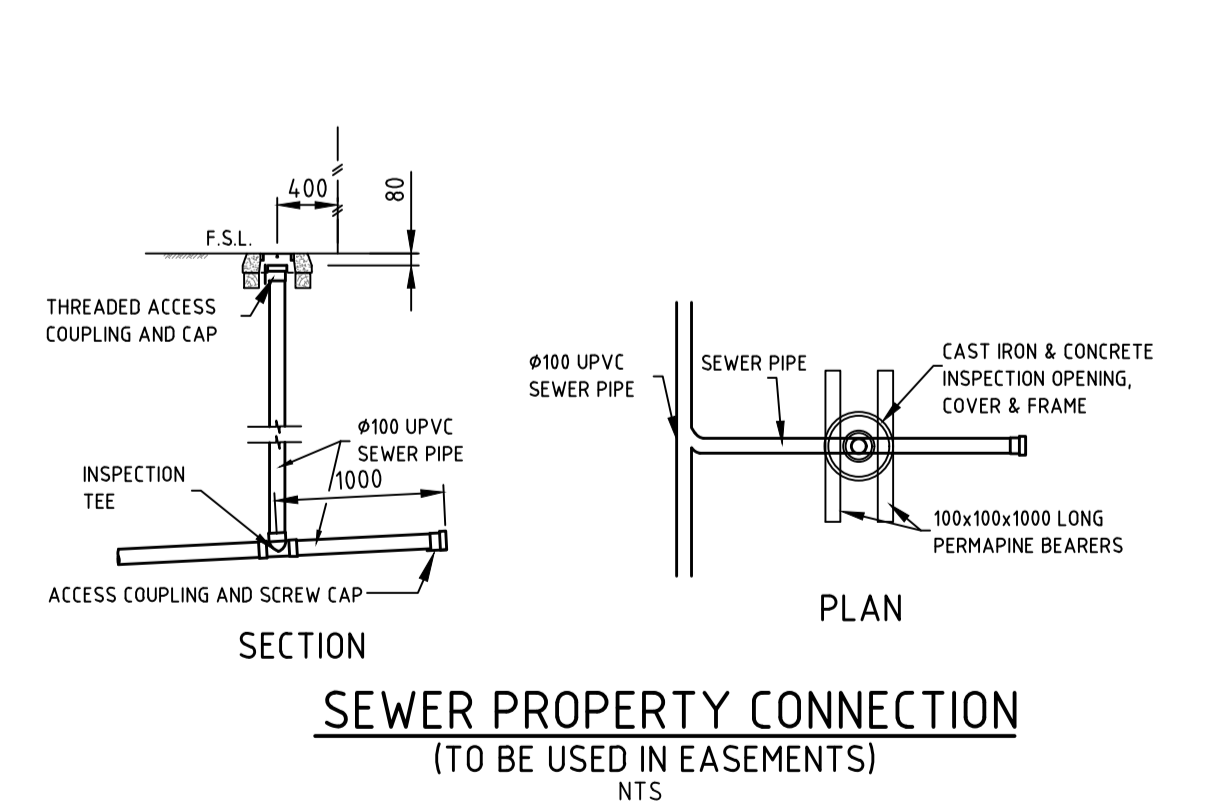
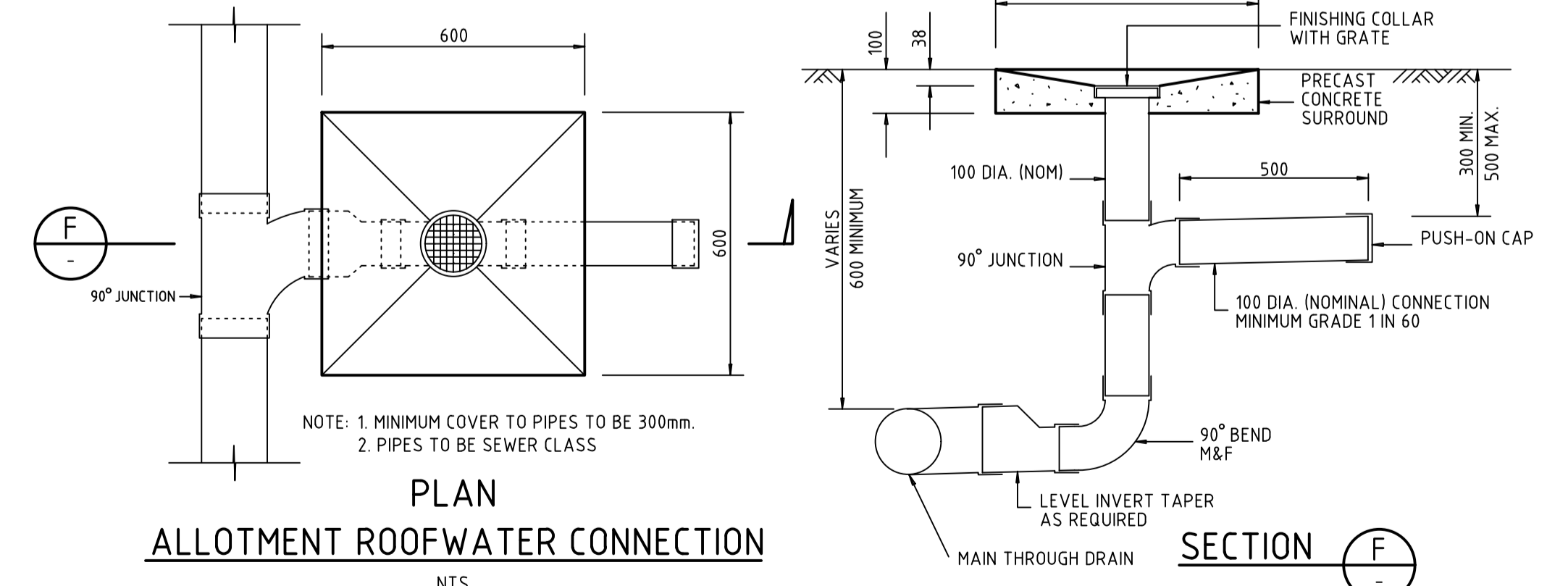
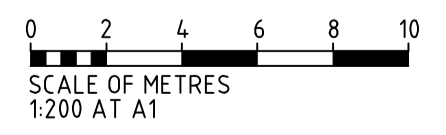


* - TRANSITION WALL HEIGHT TO NILL AND STEP DOWN TO MATCH EXISTING SURFACE




NOT FOR CONSTRUCTION

REVISION	DATE	DESCRIPTION	DESIGN	DRAWN	APPROVED
E	27.01.21	ISSUED FOR INFORMATION	JJM	JJM	
D	03.12.20	ISSUED FOR INFORMATION	JJM	JJM	
C	23.11.20	ISSUED FOR INFORMATION	JJM	JJM	
B	16.11.20	ISSUED FOR INFORMATION	JJM	JJM	
A	11.11.20	ISSUED FOR INFORMATION	JJM	JJM	



DESIGN	JJM	DESIGN CHECK	
DRAWN	JJM	DRAFTING CHECK	
APPROVED		DATE	
CAD FILE: 16-1292-SK07			
THIS DRAWING REMAINS THE PROPERTY OF GREENHILL ENGINEERS PTY LTD AND MAY NOT BE COPIED IN ANY WAY WITHOUT PRIOR APPROVAL FROM THIS COMPANY. © GREENHILL ENGINEERS PTY LTD			

GREENHILL
Level 1, 64 Hindmarsh Square
Adelaide SA 5000
T: 08 8406 1300
F: 08 8215 0018
ABN 39 061 222 964



LANSER COMMUNITIES ASTON HILLS STAGE 6 MOUNT BARKER	
SERVICES AND BENCHING LAYOUT PLAN AMENDMENTS	
DRAWING NUMBER 16-1292-SK07	REVISION E